



COMPARISON REPORT

Product Data Management



Simplify how you find, manage, share
& integrate engineering and enterprise
information to improve efficiency and
and accelerate growth.

Evaluation Guidelines of G2:

Grid Report:

Products shown on the Grid for Product Data Management (PDM) have received a minimum of 10 reviews/ratings in data gathered by September 02, 2020. Products are ranked by customer satisfaction (based on user reviews) and market presence (based on market share, seller size, and social impact) and placed into four categories on the Grid.



Four categories on the Grid:

01

Products in the **Leader** quadrant are rated highly by G2 users and have substantial Market Presence scores.

02

High Performing products have high customer Satisfaction scores and low Market Presence compared to the rest of the category.

03

Contender products have relatively low customer Satisfaction scores and high Market Presence compared to the rest of the category. While they may have positive reviews, they do not have enough reviews to validate those ratings.

04

Niche products have relatively low Satisfaction scores and low Market Presence compared to the rest of the category. While they may have positive reviews, they do not have enough reviews to validate those ratings.

The Usability Score:

- Customer satisfaction with the ease of use of the product
- Customer satisfaction with the ease of administration of the product
- Customer responses to the “Meets Requirements” question on G2Crowd
- User adoption percentage
- The quantity and quality of reviews received on G2Crowd

The Implementation Score:

- Customer satisfaction with the set-up process
- Amount of time (in months) required for each product to go live
- User adoption percentage
- Implementation method used by customers
- The quantity and quality of reviews received on G2Crowd

The Relationship Score:

- Customer satisfaction with the ease of doing business
- Customer satisfaction with the quality of support
- Customer response to the “Likely to Recommend” question on G2Crowd
- The quantity and quality of reviews received on G2Crowd



Product Data Management:

Product data management (PDM) software manages product data such as CAD models and manufacturing instructions. PDM is mostly used by manufacturing companies to control product data from design to production. This type of software is beneficial for designers creating the initial specifications of a new product and production managers following manufacturing instructions.

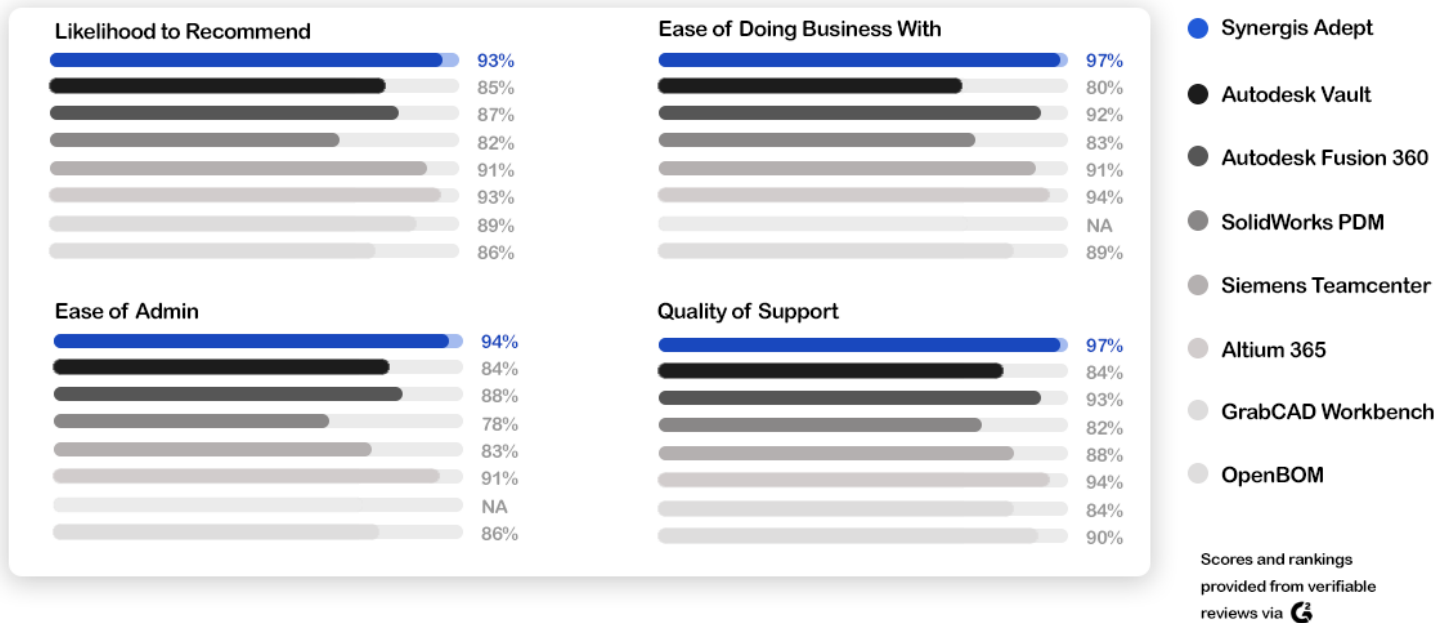
Similar capabilities are used by companies with complex, capital-intensive operations like those in utilities, chemicals, oil & gas, mining, pharmaceuticals and other industries. In these organizations, they're managing as-built and capital project engineering data.



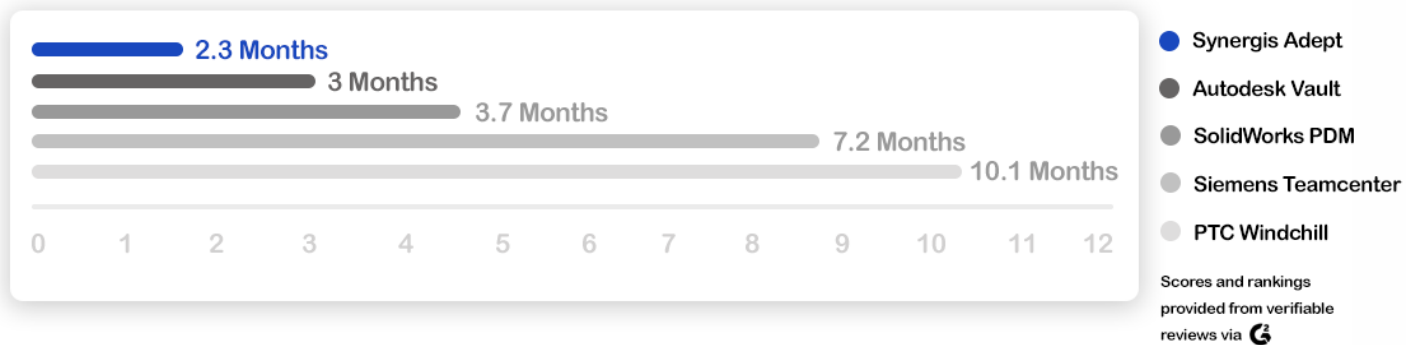
To qualify for inclusion in the Product Data Management category, a product must:

- Deliver a single repository for all types of product data
- Manage various kinds of data such as 3D models or digital content
- Track data ownership, version control, and release status
- Create technical specifications to manufacture and maintain products
- Provide a full audit trail of all changes made to product information
- Facilitate collaboration between internal and external teams

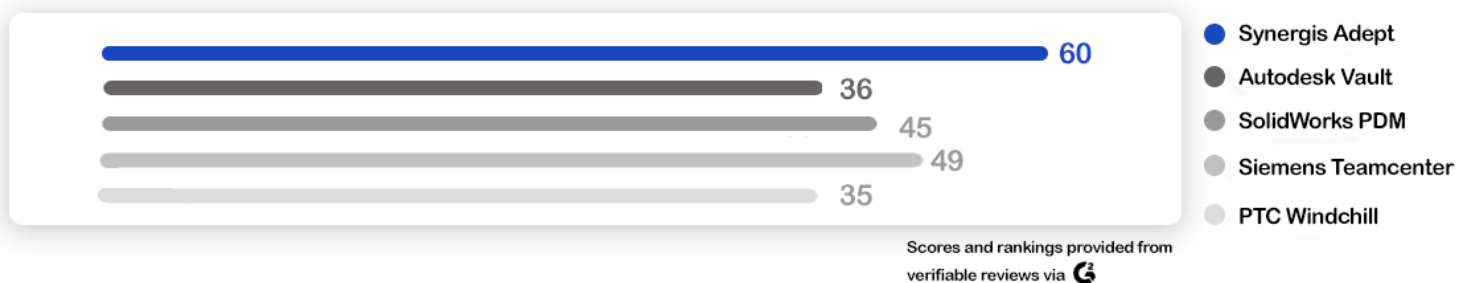
See how Adept stacks up...



Implementation Time (*shorter is better*)



Net Promoter Score (NPS)



NPS is a customer satisfaction benchmark that can be obtained through a one-question survey. The purpose of NPS is to gauge customer loyalty to a brand, and how likely they are to recommend your product to a peer.

An NPS at-or-above 70 is considered **"world class."** Very few businesses achieve an NPS of this caliber. Essentially, this means nearly every customer would advocate for that product.



"Fantastic experience with a fantastic application!"

"Great software from a responsive & customer focused company"

